



Handwriting practice lines consisting of 10 sets of horizontal lines. Each set includes a solid black top line, a solid blue middle line, a dashed red baseline, and a solid blue bottom line.



Handwriting practice sheet featuring seven rows of dashed patterns for tracing on a four-line grid. The patterns are: Row 1: A series of connected semi-circles. Row 2: A series of connected vertical rectangles. Row 3: A series of connected triangles. Row 4: A series of connected arches. Row 5: A series of connected U-shapes. Row 6: A series of connected slanted vertical lines. Row 7: A series of connected circles.



0 1 2 3 4 5 6 7 8 9

0 1 2 3 4 5 6 7 8 9

0 1 2 3 4 5 6 7 8 9


Blank handwriting practice lines consisting of a solid top blue line, a dashed red middle line, and a solid bottom blue line.





Aa Bb Cc Dd Ee
Ff Gg Hh Ii Jj
Kk Ll Mm Nn Oo
Pp Qq Rr Ss Tt
Uu Vv Ww Xx Yy
Zz



Handwriting practice sheet for cursive letters. The page features eight rows of blue horizontal lines with a red dashed midline. Each row contains four dotted cursive letters for tracing, with small numbers indicating stroke order. The letters are: Row 1: a, b, c, d, e; Row 2: f, g, h, i; Row 3: j, k, l, m; Row 4: n, o, p, q; Row 5: r, s, t, u; Row 6: v, w, x, y; Row 7: z.







C c

C c C c C c C c C c

C c C c C c C c C c

Blank handwriting lines for practice.

Blank handwriting lines for practice.

Blank handwriting lines for practice.

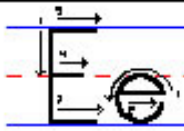
Blank handwriting lines for practice.



Dd Dd Dd Dd Dd

Dd Dd Dd Dd Dd

Blank handwriting practice lines consisting of four horizontal lines: a solid top blue line, a dashed red middle line, a solid bottom blue line, and a solid baseline blue line.



e e e e e e

e e e e e e

Blank handwriting lines for independent practice, consisting of four sets of blue top and bottom lines with a red dashed middle line.





Gg

Gg Gg Gg Gg

Gg Gg Gg Gg



Handwriting practice sheet for the letter 'h'. The page features a series of horizontal lines: a solid top blue line, a dashed red middle line, and a solid bottom blue line. At the top left, a large uppercase 'H' and lowercase 'h' are shown with numbered arrows indicating stroke order: '1' for the vertical lines and '2' for the horizontal bar of the 'H', and '1' for the vertical stem and '2' for the curved bottom of the 'h'. Below this, the first row contains a sequence of 'H' and 'h' characters with dashed lines for tracing. The second row contains a sequence of 'H' and 'h' characters in a lighter gray color for tracing. The remaining rows consist of empty handwriting lines for independent practice.



10



11





Handwriting practice sheet for the letter 'J'. The page features a series of horizontal lines: a solid top line, a dashed middle line, and a solid bottom line. At the top left, the uppercase letter 'J' and the lowercase letter 'j' are shown with numbered arrows indicating the stroke order. Below this, there are three rows of dashed letters for tracing: the first row contains six uppercase 'J's, the second row contains six lowercase 'j's, and the third row contains six lowercase 'j's. The remaining four rows consist of empty handwriting lines for independent practice.



Handwriting practice sheet for the letter 'K'. The page features a series of horizontal lines: a solid top blue line, a dashed red middle line, and a solid bottom blue line. At the top left, there is a diagram showing the stroke order for writing uppercase 'K' and lowercase 'k'. The uppercase 'K' is formed by three strokes: a vertical line down (1), a diagonal line from the top right to the middle of the vertical line (2), and a diagonal line from the middle of the vertical line to the bottom right (3). The lowercase 'k' is formed by four strokes: a vertical line down (1), a diagonal line from the top right to the middle of the vertical line (2), a diagonal line from the middle of the vertical line to the bottom right (3), and a short vertical line at the bottom (4). Below the diagram, there are six rows of handwriting lines. The first row contains six uppercase 'K's with a dotted pattern for tracing. The second row contains six lowercase 'k's with a dotted pattern for tracing. The remaining four rows are empty handwriting lines for independent practice.



Handwriting practice sheet for the letter 'L'. The page features a thick black horizontal line at the top. Below it are several sets of handwriting lines, each consisting of a solid blue top line, a dashed red middle line, and a solid blue bottom line.

The first set of lines includes a diagram of the letter 'L' with numbered arrows indicating stroke order: 1 for the vertical downward stroke and 2 for the horizontal rightward stroke. This is followed by a row of seven dashed 'L' characters for tracing. Below that is a row of seven dotted 'L' characters for tracing. The remaining four rows consist of empty handwriting lines for independent practice.



M m

M m M m M m M m

M m M m M m M m

Blank handwriting practice lines consisting of four horizontal lines (top and bottom solid blue, middle two dashed red) for practicing the letter M.



N n

N n N n N n N n

N n N n N n N n

Blank handwriting lines for practice.

Blank handwriting lines for practice.

Blank handwriting lines for practice.

Blank handwriting lines for practice.



Handwriting practice sheet for the letter 'o'. The page features four sets of horizontal lines: a solid top line, a dashed middle line, and a solid bottom line. The first set contains two solid black circles of different sizes. The second set contains four pairs of dashed circles, each pair consisting of a larger circle and a smaller circle. The third set contains four pairs of dashed circles, each pair consisting of a larger circle and a smaller circle. The remaining two sets are empty for independent practice.



Handwriting practice sheet for the letter 'P'. The page features a series of horizontal lines: a solid top blue line, a dashed red middle line, and a solid bottom blue line. At the top left, there is a diagram showing the stroke order for writing the letter 'P'. The first stroke is a vertical line starting from the top blue line and ending at the bottom blue line. The second stroke is a curved line starting from the top blue line, arching over the dashed red line, and ending at the bottom blue line. Below this diagram, there are three rows of the letter 'P' for tracing. The first row contains six pairs of uppercase 'P' and lowercase 'p', each with a small arrow indicating the starting point and direction of the stroke. The second row contains six pairs of uppercase 'P' and lowercase 'p' in a lighter, dashed font. The third row contains six pairs of uppercase 'P' and lowercase 'p' in a very light, almost invisible font. Below these rows are four more sets of blank handwriting lines (solid top blue, dashed red middle, solid bottom blue) for independent practice.



Q q

Q q Q q Q q Q q

Q q Q q Q q Q q

Q q Q q Q q Q q

Q q Q q Q q Q q

Q q Q q Q q Q q

Q q Q q Q q Q q

Q q Q q Q q Q q

Q q Q q Q q Q q

Q q Q q Q q Q q

Q q Q q Q q Q q



Rr

Rr Rr Rr Rr

Rr Rr Rr Rr

Blank handwriting practice lines consisting of four horizontal lines (top and bottom solid blue, middle dashed red) for practicing the letter Rr.



S s

S s S s S s S s

S s S s S s S s



Handwriting practice sheet for the letter 'T'. The page features multiple sets of horizontal lines: a top solid blue line, a middle dashed red line, and a bottom solid blue line. The first set of lines includes a solid black uppercase 'T' and a dashed lowercase 't', both with numbered arrows indicating stroke order. The second set of lines contains a row of seven dashed uppercase 'T's for tracing. The remaining four sets of lines are blank, providing space for independent practice.



U u

U u U u U u U u U u

U u U u U u U u U u

Blank handwriting practice lines consisting of a solid blue top line, a dashed red middle line, and a solid blue bottom line.

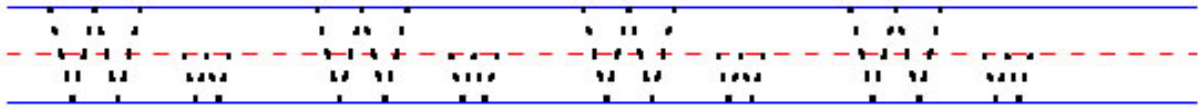
Blank handwriting practice lines consisting of a solid blue top line, a dashed red middle line, and a solid blue bottom line.

Blank handwriting practice lines consisting of a solid blue top line, a dashed red middle line, and a solid blue bottom line.

Blank handwriting practice lines consisting of a solid blue top line, a dashed red middle line, and a solid blue bottom line.



Handwriting practice sheet for the letter 'V'. The page features a series of horizontal lines: a solid top blue line, a dashed red middle line, and a solid bottom blue line. The first row shows a large uppercase 'V' and a smaller lowercase 'v', both with numbered arrows indicating stroke order (1: down-left, 2: down-right). The second row contains five dashed uppercase 'V's for tracing. The third row contains five dashed lowercase 'v's for tracing. Below these are four more rows of empty handwriting lines for independent practice.





Handwriting practice sheet for the letter 'X'. The page features a top horizontal line and several sets of three horizontal lines (top blue, middle red dashed, bottom blue). The first set of lines contains two solid black 'X' characters with numbered arrows (1 and 2) indicating the stroke order. The second set contains five dashed 'X' characters for tracing. The third set contains five dotted 'X' characters for tracing. The remaining four sets of lines are blank for independent practice.



Handwriting practice sheet for the letter 'y'. The page features a series of horizontal lines: a solid top blue line, a dashed red middle line, and a solid bottom blue line. At the top left, there are two examples of the letter 'y' with numbered arrows indicating stroke order: 1 for the diagonal down-left stroke, 2 for the diagonal down-right stroke, and 3 for the vertical down stroke. Below this, the first row contains ten dashed 'y' characters for tracing. The second row contains ten solid 'y' characters for independent practice. The remaining four rows consist of empty handwriting lines (solid top blue, dashed red middle, solid bottom blue) for independent practice.



Handwriting practice sheet for the letter 'Z'. The page features a series of horizontal lines: a solid top blue line, a dashed red middle line, and a solid bottom blue line. The first row contains a large uppercase 'Z' and a smaller lowercase 'z', both with numbered arrows indicating stroke order: 1 for the horizontal top bar, 2 for the diagonal downstroke, and 3 for the horizontal bottom bar. The second row contains five dashed uppercase 'Z's for tracing. The third row contains five dashed lowercase 'z's for tracing. The remaining seven rows are blank handwriting lines for independent practice.